

Peace is proving you care more about each other than winning an argument.

Read: 1 Samuel 25:1-35


DAY

1

Peace Maker

Ask an adult to read aloud the story of Abigail from 1 Samuel 25:1-35. Talk about what you can do to be a peacemaker and when you should ask for help from an adult. Act out a situation where peace needs to be made.

LOOK and listen for times you can be a peacemaker.



DAY

2

Abigail's Donkeys

In the story of Abigail and Nabal, Abigail offered peace to David by loading up her donkeys with gifts. What do you think were some of the gifts of peace Abigail gave? Draw a picture of a donkey and the gifts you think she gave to David and his men.

KNOW that you can make peace with others.

DAY

3

Don't Hold Back

Read Proverbs 3:27 and use the Word Bank below to complete the verse.

Don't help worth back good

"..... hold back from those who are of it. Don't hold it when you can" Proverbs 3:27, NIV

ASK God to show you when to help others.

DAY

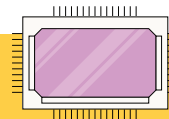
4

Help Others


Ask God to help you make peace with others.

~~~~~  
 "Dear God, You are the ultimate peacemaker. Help me to listen and learn more about You and how You made peace with others. God, give me the courage to make peace with others when I need to. Help me to be a peacemaker among my friends and family. I love you. Amen."  
 ~~~~~

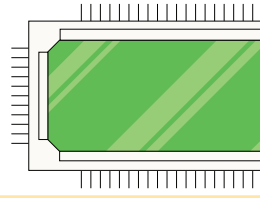
THANK God for being the ultimate peacemaker.



You can help others make peace.



Peace is proving you care more about each other than winning an argument.



DAY 1

Read Matthew 5:9

Mirror Mirror

Grab a handheld mirror or go stand in front of the bathroom mirror. Make the silliest face you can. Now make a serious face. Next, an angry face. Lastly, just smile.

~~~~~

As you look at your image reflecting back at you, think on this truth: You are made in the image of God. Maybe you can't make a mountain appear out of nowhere or hear every prayer prayed at the same time. But you can love and forgive and feel and think like God! You have God's fingerprints all over you, and when you choose to bring peace to a situation, you reflect God! Just like when you look in a mirror. You show others you belong to God by the way you treat them. We look most like God when we choose peace.

## DAY 2

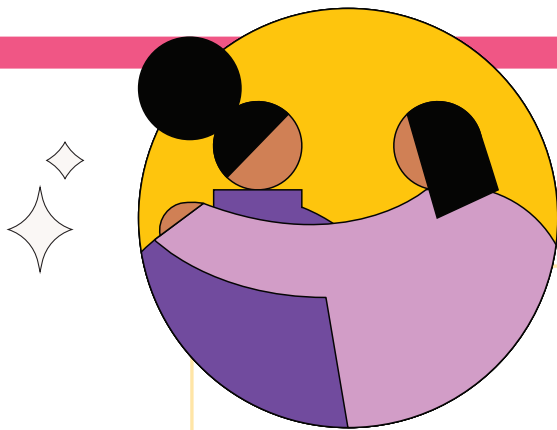
### Read 2 Corinthians 13:11

Think about the last argument or disagreement you had with someone. Write that person's first initial in this blank. \_\_\_\_\_

What was your argument about? Do you remember? Are you still mad or holding a bit of a grudge?

Peace takes WORK. It's easy to get angry. It's much harder to work towards peace. Paul included these words of 2 Corinthians 13:11 in his letter to the church in Corinth. Right at the end, Paul told his readers to work to make things right, to help, to agree, and to LIVE in peace.

Think back again to your last argument. Do you need to apologize for something you said or did when you argued? Ask God to help you do the right thing—to say what you need to say so you can work towards peace.





### DAY 3

#### Read James 3:18

When you first plant a seed, you don't see results right away. But if you keep at it—if you care for it, water it, give it plenty of sunlight—that seed will sprout and grow. The same is true of our relationships with others. We have to do everything we can to live in peace, to be part of the solution. We have to keep at it, knowing that in the long run, our relationships will be stronger and better when we work towards peace.

---

#### Plant Care

Are there plants in your home? Write down today's verse on a card and place it beside your plant. If you don't have any plants, draw a picture of one on a piece of paper instead. When you walk by your plant or drawing, remember that peace doesn't just happen. Just like you tend to a plant to help it grow, peace is something you have to work toward every day.

### DAY 4

#### Read Psalm 34:14

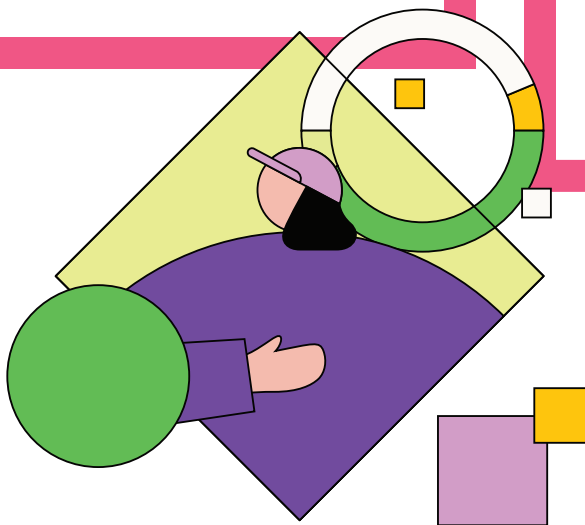
When you lose something really important, what do you do? Do you say, "Oh well, I guess there's no point in looking. It's probably gone forever." NO way! You dig through drawers, you crawl under beds, you retrace your steps to check every place you've been, hoping to find what you've lost. In order to find it, you have to look for it.

The same is true for finding peace in our relationships. We have to look for ways to bring peace. In other words, we have to be intentional about seeking peace. It doesn't just happen on its own.

---

#### Look For It

Grab two pipe cleaners to create some crazy glasses. With one pipe cleaner, form the right eye and earpiece. With the other, form the left eye and earpiece. Twist the two pieces together. Wear them to a family meal this week and if your parent asks what they are for, tell them you're on a secret spy mission in search of peace this week.



**You can help others  
make peace.**

# Journal

Spend some time thinking about the question below and journal your thoughts or share them with a parent.

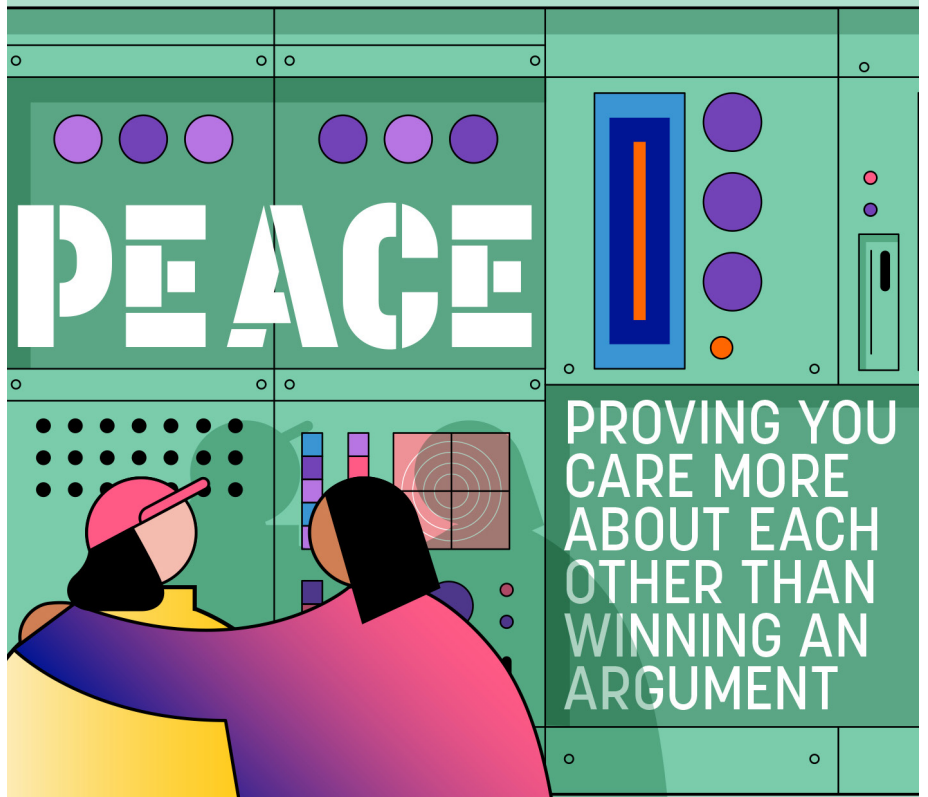


This image shows a vertical rectangular sheet of white paper. It features approximately 20 horizontal dashed lines spaced evenly apart, typical of primary-ruled notebook paper. The lines are thin and black, extending across the full width of the page. There are no margins, text, or other markings on the paper.

March  
2024

## Week Three

### Preteen



## Day 1

After watching, write one thing that:

**Visit [cornwallchurch.com/children](http://cornwallchurch.com/children)  
to watch this week's Bible story.**

**Even if you already saw it at church,  
feel free to check it out again!**

**1. You liked:**

## 2. You learned:

### 3. You'd like to know:

## Day 2

Read 1 Samuel 25:2, 18

In each of the verses, underline the numbers. Then on a sheet of paper, write each of the animals, food, and other things Nabal owned.

Nabal had a lot of things. A lot. But despite all he had, Nabal was NOT a peacemaker. In fact, he was the opposite: he proved he cared far more about being right and keeping all his stuff than he did being kind or caring for the same people who had cared for his men.

## Day 3

**Grab some tape of some kind and tape a circle on the floor (or rug, if you have hardwood floors).**


The circle should be big enough to stand in.

Have you ever heard of a comfort zone? A comfort zone is a place where you feel, well...comfortable. It means you don't rock the boat. . . you don't stand up for others. . . you don't do anything to draw attention to yourself or challenge yourself.

Read the prayer below out loud. Step inside the circle as you begin your prayer; then follow your own words toward the end to step out.

**Dear God,** thank You for the story of Abigail that shows me that I can help others make peace. I admit that it's easier to sit back and let other people work out their problems, even if it means that someone might get hurt. Please give me the wisdom and motivation to be a peacemaker. As I step out of my comfort zone right now, I can picture myself as a peacemaker. I believe I can help others make peace, so help me do that this week. In Jesus' Name, I pray. **Amen.**

If you can, leave the tape circle on the floor to remind you that you can help others make peace.



## Day 4


**How can you be a peacemaker?**

It's one thing to say that we should be peacemakers and be a part of the solution, but what if you don't know how to do that? What if your friends or family members are fighting and you don't know what to do to make it better? The great news is that God has promised to be with you always—and God offers love and peace to you and those around you. He also has given you the words you need to be a peacemaker.

*Circle the ideas below that you could do to help bring peace to people who are fighting.*

- Say something nice about each person.
- Refuse to talk bad about the person they're fighting with.
- Pray for the people fighting and tell them you're praying for them to find peace.
- If they're fighting about a toy, offer to lend them yours.
- Suggest something fun that all of you can do together.

Can you think of anymore? Write them in the blank space. Then sometime in the next couple of days, put one of these into action, making peace with your words.



## Day 5

**Get out a piece of paper, some crayons or markers, and some clear tape.**

Think about a time when two people you care about got in a fight. Fold the sheet in half, then unfold it and draw a picture of each person—one person on each half of the paper. Then draw something to show what they were fighting about. Now take the sheet and rip it in half, along the line that you had folded earlier.

Think about how you felt when your friends or family members were fighting. It never feels good to see others fighting, does it? Look at those two sheets of paper, torn in half; what can you do about it? That's right—you can tape those two halves back together. While you tape the picture back together, think about what you did—or could have done—in that situation to help others make peace.

Next, draw a picture of yourself in between the two people who had been fighting. Hang up the picture somewhere to remind yourself that **you can help others make peace.**